


# External appearance

Manual Motor Starters

## MMS 32H... 40A [Scale 1:1]



### Handle lock



### Dial cover



### Terminals



MMS-32 (Screw)



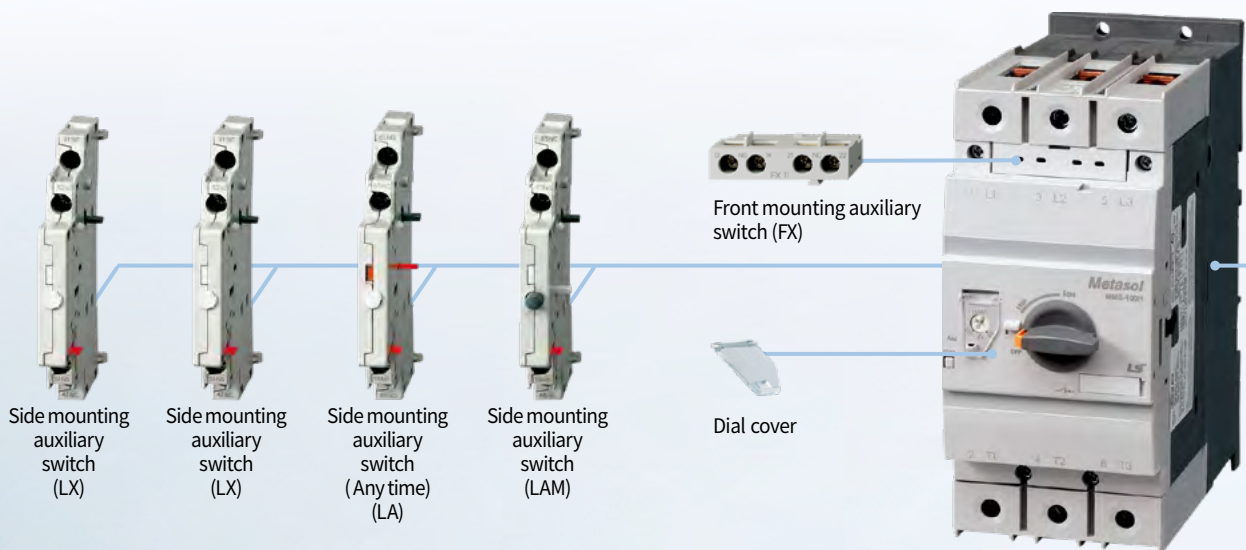
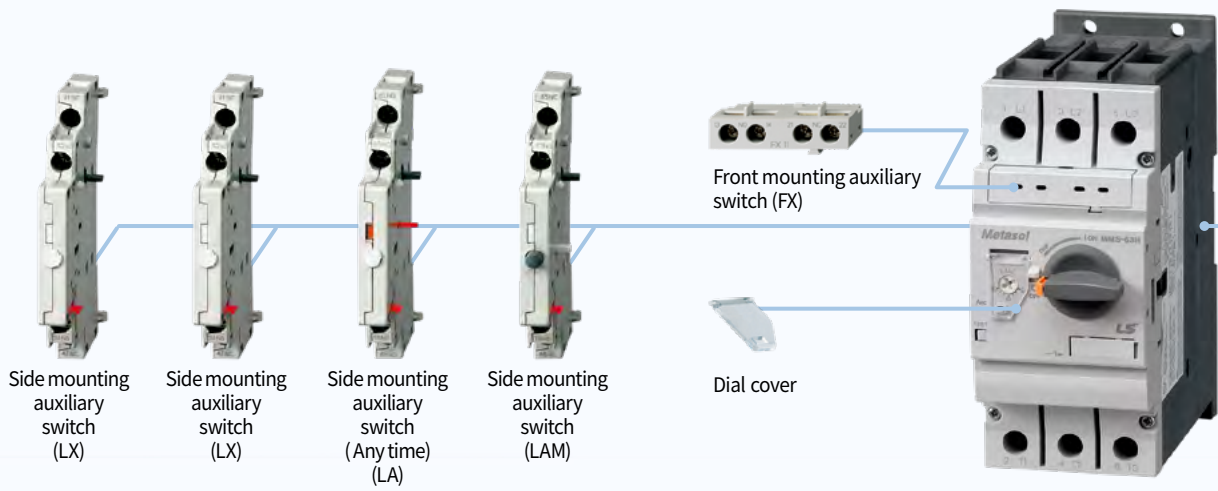
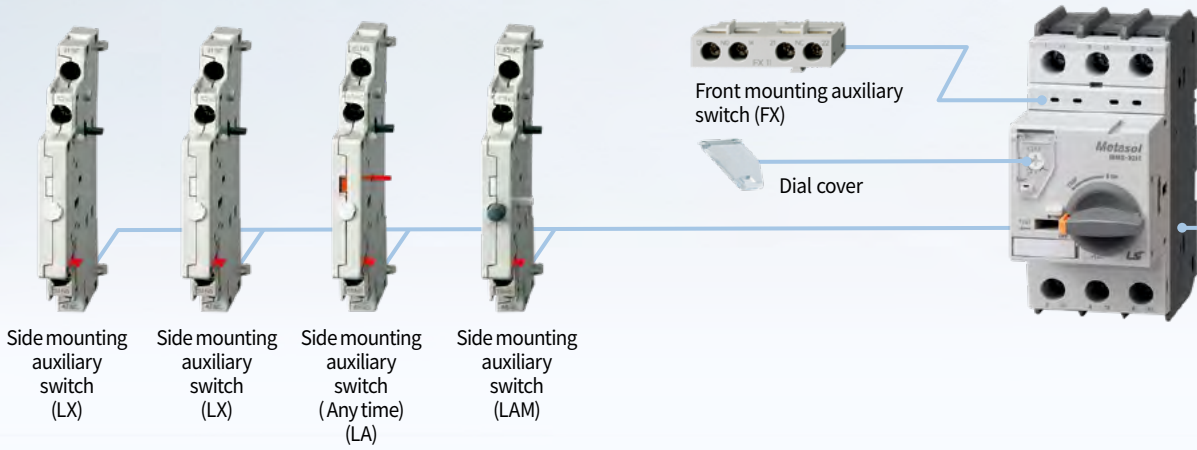
MMS-63 (Lug)




MMS-100 (Lug)

# Convenience

Various accessories ... Common up to 100AF

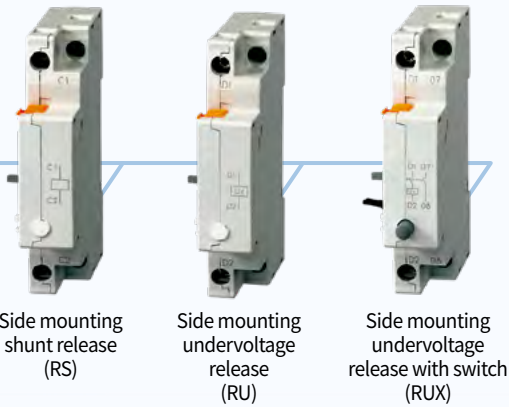




Side mounting shunt release (RS)

Side mounting undervoltage release (RU)


Side mounting undervoltage release with switch (RUX)



Side mounting shunt release (RS)

Side mounting undervoltage release (RU)

Side mounting undervoltage release with switch (RUX)



Side mounting shunt release (RS)

Side mounting undervoltage release (RU)

Side mounting undervoltage release with switch (RUX)

**Direct adaptor**  
Mini-MC



Mini-MC (9~16A)



**Direct adaptor**  
Metasol Susol-MC



Metasol : MC-6a~100a  
Susol : MC-9~95

**Note)**

1. Refer to page20 for installation of accessories.
2. LX, LA, and LAM are left attachment, RS, RU, and RUX are right attachment accessories.
3. Mini-MC and Metasol/Susol MC can be connected directly to MMS. (Refer to page 20 for details of DA connectors)
4. RUX : Not available with MMS-32S.